

## Luminaire Photograph



Light Output Ratio:	38.1%	
Luminaire Power:	20.56 W	
SHR Nominal:	0.00	Calculated using the TM5
SHR Maximum:	0.25	fine grid method.

C Range: 0 - 360DEG  
C Interval: 30.0DEG  
Test Speed: HIGH  
Temperature: 25.3 °C  
Operators: zoe  
Test Date: 2023-7-15

Range: 0 - 180DEG  
Interval: 1.0DEG  
Test System: EVERFINE GO-SPEX500\_V1 SYSTEM V2.00.461  
Humidity: 65.0%  
Test Distance: 3.160m [K=1.0000]  
Remarks: LAMP: BXRE-30H1000-A-83 Ra: 97  
LENS: HLTJ00281 HL-52 15R  
DRIVER: RMS-20-500AS 500mA  
30minutes warm-up

## LUMINOUS INTENSITY DISTRIBUTION DIAGRAM

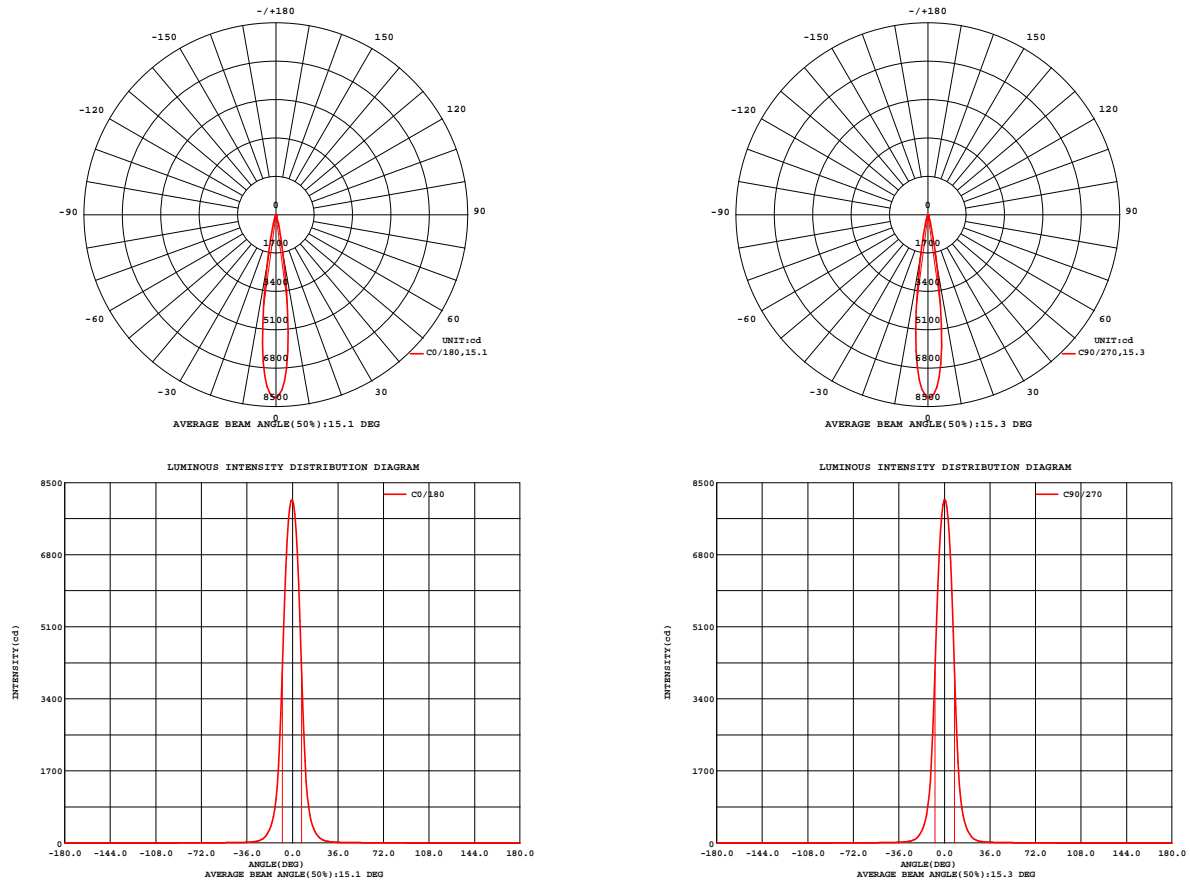


Fig. C0/C180

Fig. C90/C270

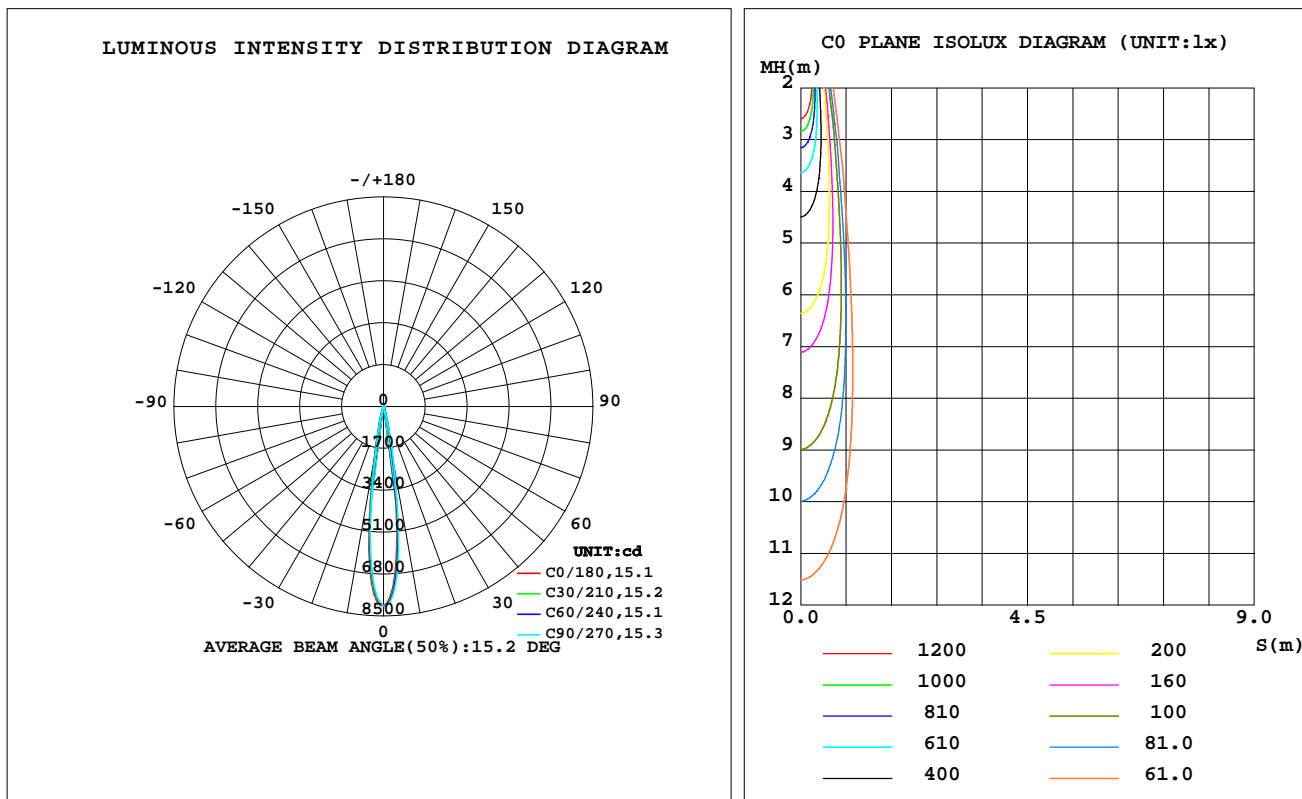
C Range: 0 - 360DEG  
C Interval: 30.0DEG  
Test Speed: HIGH  
Temperature: 25.3 °C  
Operators: zoe  
Test Date: 2023-7-15

Range: 0 - 180DEG  
Interval: 1.0DEG  
Test System: EVERFINE GO-SPEX500\_V1 SYSTEM V2.00.461  
Humidity: 65.0%  
Test Distance: 3.160m [K=1.0000]  
Remarks: LAMP: BXRE-30H1000-A-83 Ra: 97  
LENS: HLTJ00281 HL-52 15R  
DRIVER: RMS-20-500AS 500mA  
30minutes warm-up

## LUMINAIRE PHOTOMETRIC TEST REPORT

Test:U:220.09V I:0.0983A P:20.559W PF:0.9470 Freq:49.99Hz Lamp Flux:1877.8x1 lm		
NAME: 2319.201Z-AD3-500	TYPE:	WEIGHT:
SPEC.: 3000K	DIM.:	SERIAL No.: 2307150916
MFR.: RISE	SUR.: 0.002826m2	Shielding Angle:

DATA OF LAMP		PHOTOMETRIC DATA Eff: 34.78 lm/W			
MODEL	Brideglux	Imax(cd)	8098	S/MH(C0/180)	0.26
NOMINAL POWER(W)	20	LOR(%)	38.1	S/MH(C90/270)	0.24
RATED VOLTAGE(V)	220	TOTAL FLUX(lm)	714.95	UP,DN(C0-180)	0.0,19.7
NOMINAL FLUX(lm)	1877.8	CIE CLASS	DIRECT	UP,DN(C180-360)	0.0,18.3
LAMPS INSIDE	1	up(%)	0.0	CIBSE SHR NOM	0.00
TEST VOLTAGE(V)	220	down(%)	38.1	CIBSE SHR MAX	0.25



C Range: 0 - 360DEG  
C Interval: 30.0DEG  
Test Speed: HIGH  
Temperature:25.3℃  
Operators:zoe  
Test Date:2023-7-15

Range: 0 - 180DEG  
Interval: 1.0DEG  
Test System:EVERFINE GO-SPEX500\_V1 SYSTEM V2.00.461  
Humidity:65.0%  
Test Distance:3.160m [K=1.0000]  
Remarks: LAMP:BXRE-30H1000-A-83 Ra:97  
LENS:HLTJ00281 HL-52 15R  
DRIVER: RMS-20-500AS 500mA  
30minutes warm-up

## ZONAL FLUX DIAGRAM

### ZONAL FLUX DIAGRAM:

	C0	C45	C90	C135	C180	C225	C270	C315		zone	total	%lum,lamp
10	1942	2220	2416	2511	2311	2136	1979	1948	0- 10	456.9	456.9	63.9,24.3
20	175.8	188.5	216.5	228.1	209.6	182.8	176.6	171.0	10- 20	192.7	649.6	90.9,34.6
30	30.08	30.83	32.47	33.58	31.86	30.88	29.67	28.63	20- 30	35.19	684.8	95.8,36.5
40	13.17	13.09	13.54	13.45	13.24	13.10	12.70	12.92	30- 40	12.13	696.9	97.5,37.1
50	8.787	8.523	8.835	8.782	8.382	8.396	8.146	8.449	40- 50	8.113	705.0	98.6,37.5
60	5.650	5.498	5.447	5.370	5.103	5.047	5.022	5.330	50- 60	6.257	711.3	99.5,37.9
70	1.367	1.337	1.307	1.194	1.066	1.063	1.081	1.175	60- 70	2.870	714.2	99.9,38
80	0.3268	0.3363	0.2917	0.2781	0.2734	0.2376	0.2302	0.2817	70- 80	0.6942	714.9	100,38.1
90	0	0	0	0	0	0	0	0	80- 90	0.1000	715.0	100,38.1
100	0	0	0	0	0	0	0	0	90-100	0	715.0	100,38.1
110	0	0	0	0	0	0	0	0	100-110	0	715.0	100,38.1
120	0	0	0	0	0	0	0	0	110-120	0	715.0	100,38.1
130	0	0	0	0	0	0	0	0	120-130	0	715.0	100,38.1
140	0	0	0	0	0	0	0	0	130-140	0	715.0	100,38.1
150	0	0	0	0	0	0	0	0	140-150	0	715.0	100,38.1
160	0	0	0	0	0	0	0	0	150-160	0	715.0	100,38.1
170	0	0	0	0	0	0	0	0	160-170	0	715.0	100,38.1
180	0	0	0	0	0	0	0	0	170-180	0	715.0	100,38.1
DEG	LUMINOUS INTENSITY:cd									UNIT:lm		

C Range: 0 - 360DEG  
 C Interval: 30.0DEG  
 Test Speed: HIGH  
 Temperature:25.3℃  
 Operators:zoe  
 Test Date:2023-7-15

Range: 0 - 180DEG  
 Interval: 1.0DEG  
 Test System:EVERFINE GO-SPEX500\_V1 SYSTEM V2.00.461  
 Humidity:65.0%  
 Test Distance:3.160m [K=1.0000]  
 Remarks: LAMP:BXRE-30H1000-A-83 Ra:97  
 LENS:HLTJ00281 HL-52 15R  
 DRIVER: RMS-20-500AS 500mA  
 30minutes warm-up

## LUMINANCE LIMITATION CURVES

Test:U:220.09V I:0.0983A P:20.559W PF:0.9470 Freq:49.99Hz  
Lamp Flux:1877.8x1 lm

NAME: 2319.201Z-AD3-500

TYPE:

WEIGHT:

SPEC.: 3000K

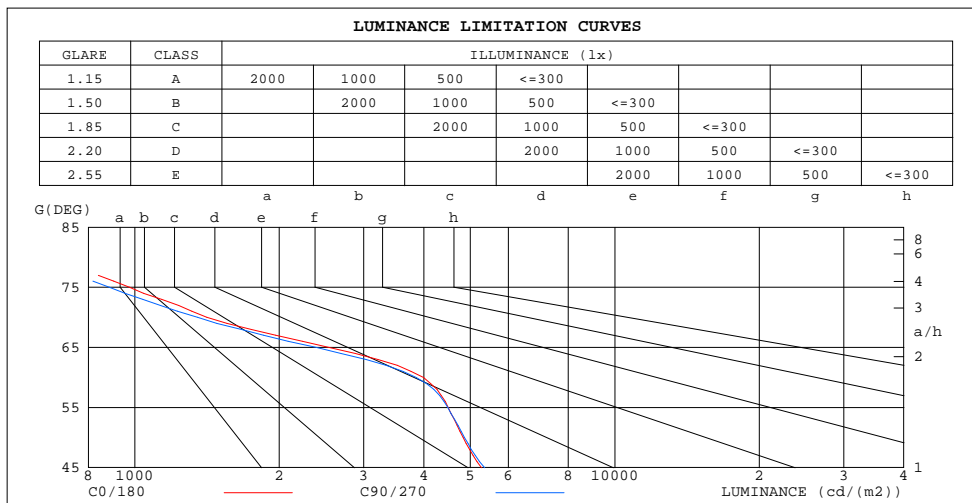
DIM.:

SERIAL No.: 2307150916

MFR.: RISE

SUR.: 0.002826m2

Shielding Angle:



LUMINANCE cd/(m2)		
G(180)	C0/180	C90/270
85	368	313
80	665	594
75	974	885
70	1413	1352
65	2538	2390
60	3995	3854
55	4497	4489
50	4833	4862
45	5275	5356

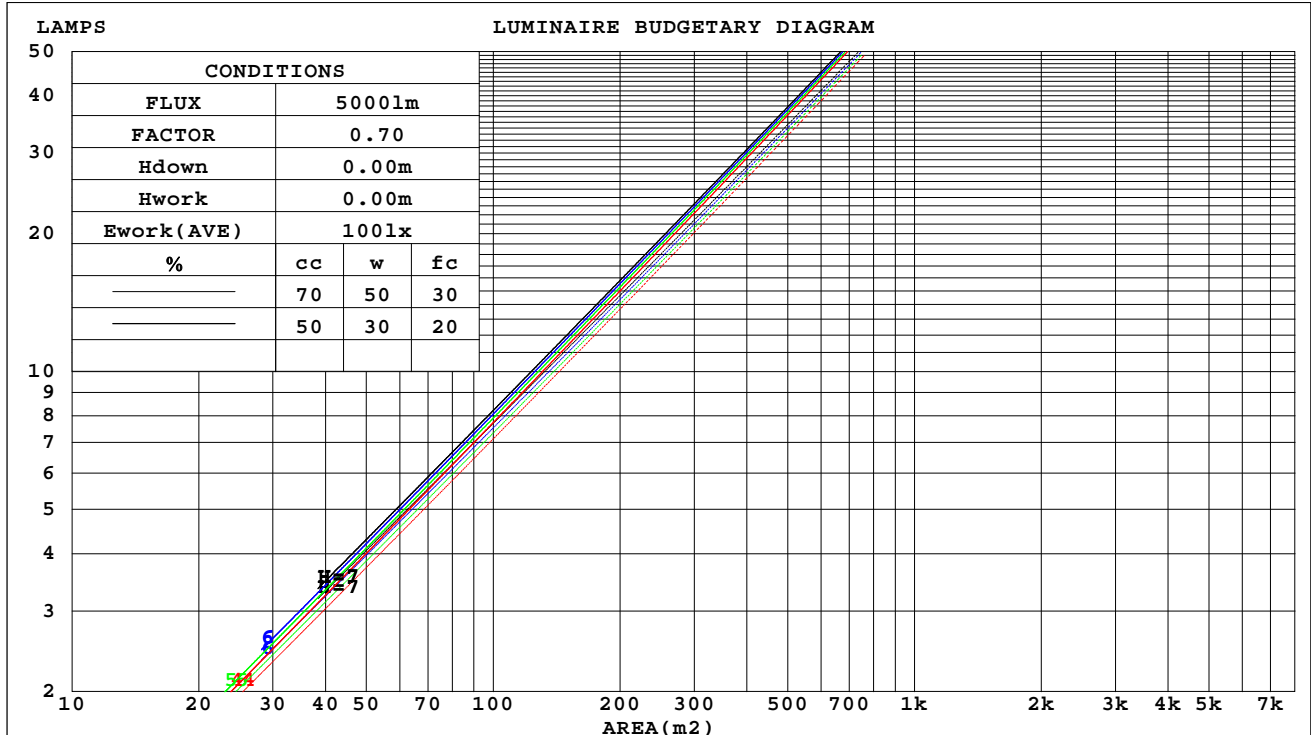
C Range: 0 - 360DEG  
C Interval: 30.0DEG  
Test Speed: HIGH  
Temperature:25.3℃  
Operators:zoe  
Test Date:2023-7-15

Range: 0 - 180DEG  
Interval: 1.0DEG  
Test System:EVERFINE GO-SPEX500\_V1 SYSTEM V2.00.461  
Humidity:65.0%  
Test Distance:3.160m [K=1.0000]  
Remarks: LAMP:BXRE-30H1000-A-83 Ra:97  
LENS:HLTJ00281 HL-52 15R  
DRIVER: RMS-20-500AS 500mA  
30minutes warm-up

## CU AND LUMINAIRE BUDGETARY ESTIMATE DIAGRAM

Test:U:220.09V I:0.0983A P:20.559W PF:0.9470 Freq:49.99Hz Lamp Flux:1877.8x1 lm		
NAME: 2319.201Z-AD3-500	TYPE:	WEIGHT:
SPEC.: 3000K	DIM.:	SERIAL No.: 2307150916
MFR.: RISE	SUR.: 0.002826m2	Shielding Angle:

cc	80%			70%			50%			30%			10%			0
w	50%	30%	10%	50%	30%	10%	50%	30%	10%	50%	30%	10%	50%	30%	10%	0
fc	20%			20%			20%			20%			20%			0
RCR	RCR:Room Cavity Ratio			Coefficients of Utilization(CU)												
0.0	.45	.45	.45	.44	.44	.44	.42	.42	.42	.41	.41	.41	.39	.39	.39	.38
1.0	.43	.43	.42	.43	.42	.41	.41	.41	.40	.40	.39	.39	.38	.38	.38	.37
2.0	.42	.41	.40	.41	.40	.39	.40	.39	.39	.39	.38	.38	.38	.37	.37	.37
3.0	.40	.39	.38	.40	.39	.38	.39	.38	.37	.38	.37	.37	.37	.37	.36	.36
4.0	.39	.38	.37	.39	.38	.37	.38	.37	.36	.37	.37	.36	.37	.36	.36	.35
5.0	.38	.37	.36	.38	.37	.36	.37	.36	.36	.37	.36	.35	.36	.36	.35	.35
6.0	.37	.36	.35	.37	.36	.35	.37	.36	.35	.36	.35	.35	.36	.35	.34	.34
7.0	.37	.35	.34	.36	.35	.34	.36	.35	.34	.36	.35	.34	.35	.35	.34	.34
8.0	.36	.35	.34	.36	.35	.34	.35	.34	.34	.35	.34	.34	.35	.34	.33	.33
9.0	.35	.34	.33	.35	.34	.33	.35	.34	.33	.35	.34	.33	.34	.34	.33	.33
10.0	.35	.34	.33	.35	.34	.33	.34	.33	.33	.34	.33	.33	.34	.33	.33	.32



C Range: 0 - 360DEG  
C Interval: 30.0DEG  
Test Speed: HIGH  
Temperature:25.3℃  
Operators:zoe  
Test Date:2023-7-15

Range: 0 - 180DEG  
Interval: 1.0DEG  
Test System:EVERFINE GO-SPEX500\_V1 SYSTEM V2.00.461  
Humidity:65.0%  
Test Distance:3.160m [K=1.0000]  
Remarks: LAMP:BXRE-30H1000-A-83 Ra:97  
LENS:HLTJ00281 HL-52 15R  
DRIVER: RMS-20-500AS 500mA  
30minutes warm-up

### WEC AND CCEC

Test:U:220.09V I:0.0983A P:20.559W PF:0.9470 Freq:49.99Hz Lamp Flux:1877.8x1 lm		
NAME: 2319.201Z-AD3-500	TYPE:	WEIGHT:
SPEC.: 3000K	DIM.:	SERIAL No.: 2307150916
MFR.: RISE	SUR.: 0.002826m2	Shielding Angle:

cc	80%			70%			50%			30%			10%			0	
w	50%	30%	10%	50%	30%	10%	50%	30%	10%	50%	30%	10%	50%	30%	10%	0	
fc	20%			20%			20%			20%			20%			0	
RCR	RCR:Room Cavity Ratio						Wall Exitance Coefficients(WEC)										
0.0																	
1.0	.045	.026	.008	.043	.024	.008	.038	.022	.007	.034	.019	.006	.030	.017	.006		
2.0	.041	.023	.007	.039	.022	.007	.035	.020	.006	.032	.018	.006	.029	.016	.005		
3.0	.038	.020	.006	.036	.019	.006	.033	.018	.005	.030	.016	.005	.027	.015	.005		
4.0	.035	.018	.005	.033	.018	.005	.031	.016	.005	.028	.015	.005	.026	.014	.004		
5.0	.032	.016	.005	.031	.016	.005	.029	.015	.004	.027	.014	.004	.025	.013	.004		
6.0	.030	.015	.004	.029	.015	.004	.027	.014	.004	.026	.013	.004	.024	.013	.004		
7.0	.028	.014	.004	.027	.014	.004	.026	.013	.004	.024	.012	.004	.023	.012	.004		
8.0	.027	.013	.004	.026	.013	.004	.025	.012	.003	.023	.012	.003	.022	.011	.003		
9.0	.025	.012	.003	.025	.012	.003	.023	.012	.003	.022	.011	.003	.021	.011	.003		
10.0	.024	.011	.003	.023	.011	.003	.022	.011	.003	.021	.011	.003	.020	.010	.003		

cc	80%			70%			50%			30%			10%			0
w	50%	30%	10%	50%	30%	10%	50%	30%	10%	50%	30%	10%	50%	30%	10%	0
fc	20%			20%			20%			20%			20%			0
RCR	RCR:Room Cavity Ratio			Ceiling Cavity Exitance Coefficients(CCEC)												
0.0	.073	.073	.073	.062	.062	.062	.042	.042	.042	.024	.024	.024	.008	.008	.008	
1.0	.064	.060	.057	.054	.052	.049	.037	.035	.034	.021	.021	.020	.007	.007	.006	
2.0	.056	.051	.046	.048	.044	.040	.033	.030	.028	.019	.018	.016	.006	.006	.005	
3.0	.050	.043	.037	.043	.037	.032	.029	.026	.023	.017	.015	.013	.005	.005	.004	
4.0	.045	.037	.031	.039	.032	.027	.027	.022	.019	.015	.013	.011	.005	.004	.004	
5.0	.041	.032	.026	.035	.028	.023	.024	.020	.016	.014	.011	.010	.004	.004	.003	
6.0	.037	.028	.022	.032	.025	.019	.022	.017	.014	.013	.010	.008	.004	.003	.003	
7.0	.034	.025	.019	.029	.022	.017	.020	.015	.012	.012	.009	.007	.004	.003	.002	
8.0	.031	.022	.017	.027	.019	.014	.018	.014	.010	.011	.008	.006	.003	.003	.002	
9.0	.029	.020	.014	.025	.017	.013	.017	.012	.009	.010	.007	.005	.003	.002	.002	
10.0	.027	.018	.013	.023	.016	.011	.016	.011	.008	.009	.007	.005	.003	.002	.002	

C Range: 0 - 360DEG  
C Interval: 30.0DEG  
Test Speed: HIGH  
Temperature:25.3℃  
Operators:zoe  
Test Date:2023-7-15

Range: 0 - 180DEG  
Interval: 1.0DEG  
Test System:EVERFINE GO-SPEX500\_V1 SYSTEM V2.00.461  
Humidity:65.0%  
Test Distance:3.160m [K=1.0000]  
Remarks: LAMP:BXRE-30H1000-A-83 Ra:97  
LENS:HLTJ00281 HL-52 15R  
DRIVER: RMS-20-500AS 500mA  
30minutes warm-up

## UGR(Unified Glare Rating) Table

Test:U:220.09V I:0.0983A P:20.559W PF:0.9470 Freq:49.99Hz Lamp Flux:1877.8x1 lm										
NAME: 2319.201Z-AD3-500					TYPE:			WEIGHT:		
SPEC.: 3000K					DIM.:			SERIAL No.: 2307150916		
MFR.: RISE					SUR.: 0.002826m2			Shielding Angle:		
ceiling/cavity	0.7	0.7	0.5	0.5	0.3	0.7	0.7	0.5	0.5	0.3
walls	0.5	0.3	0.5	0.3	0.3	0.5	0.3	0.5	0.3	0.3
working plane	0.2	0.2	0.2	0.2	0.2	0.2	0.2	0.2	0.2	0.2
Room dimensions	Viewed crosswise					Viewed endwise				
x = 2H y = 2H	6.1	6.6	6.3	6.7	6.9	6.0	6.5	6.2	6.7	6.8
3H	6.4	6.9	6.6	7.1	7.2	6.3	6.7	6.5	6.9	7.1
4H	6.4	6.9	6.7	7.1	7.3	6.3	6.7	6.5	6.9	7.1
6H	6.4	6.8	6.6	7.0	7.3	6.2	6.7	6.5	6.9	7.1
8H	6.3	6.8	6.6	7.0	7.3	6.2	6.6	6.5	6.9	7.1
12H	6.3	6.7	6.6	7.0	7.2	6.2	6.6	6.4	6.8	7.1
4H 2H	6.4	6.9	6.6	7.1	7.3	6.3	6.8	6.6	7.0	7.2
3H	6.7	7.1	7.0	7.4	7.6	6.6	7.0	6.9	7.2	7.5
4H	6.7	7.1	7.1	7.4	7.7	6.6	7.0	6.9	7.2	7.5
6H	6.7	7.0	7.1	7.4	7.7	6.5	6.9	6.9	7.2	7.5
8H	6.7	7.0	7.0	7.3	7.7	6.5	6.8	6.9	7.2	7.5
12H	6.6	6.9	7.0	7.3	7.7	6.4	6.7	6.8	7.1	7.5
8H 4H	6.6	7.0	7.0	7.3	7.7	6.5	6.8	6.9	7.2	7.5
6H	6.6	6.9	7.0	7.3	7.7	6.4	6.7	6.9	7.1	7.5
8H	6.6	6.8	7.0	7.2	7.7	6.4	6.7	6.8	7.1	7.5
12H	6.5	6.7	7.0	7.2	7.6	6.4	6.6	6.8	7.0	7.5
12H 4H	6.6	6.9	7.0	7.2	7.6	6.4	6.7	6.8	7.1	7.5
6H	6.6	6.8	7.0	7.2	7.6	6.4	6.6	6.8	7.1	7.5
8H	6.5	6.7	7.0	7.2	7.6	6.4	6.6	6.8	7.0	7.5
Variations with the observer position at spacings(CIE Pub.117):										
S = 1.0H	+ 0.5 / - 0.7					+ 0.5 / - 0.8				
1.5H	+ 0.4 / - 0.9					+ 0.3 / - 0.9				
2.0H	+ 0.7 / - 1.2					+ 0.8 / - 1.6				

CIE Pub.117, 1878 lm Total Lamp Luminous Flux Correct (8log(F/F0) = 2.2)  
Area: 0.002826 m2

C Range: 0 - 360DEG  
C Interval: 30.0DEG  
Test Speed: HIGH  
Temperature:25.3℃  
Operators:zoe  
Test Date:2023-7-15

Range: 0 - 180DEG  
Interval: 1.0DEG  
Test System:EVERFINE GO-SPEX500\_V1 SYSTEM V2.00.461  
Humidity:65.0%  
Test Distance:3.160m [K=1.0000]  
Remarks: LAMP:BXRE-30H1000-A-83 Ra:97  
LENS:HLTJ00281 HL-52 15R  
DRIVER: RMS-20-500AS 500mA  
30minutes warm-up



### UTILIZATION FACTORS TABLE

Test:U:220.09V I:0.0983A P:20.559W PF:0.9470 Freq:49.99Hz Lamp Flux:1877.8x1 lm		
NAME: 2319.201Z-AD3-500	TYPE:	WEIGHT:
SPEC.: 3000K	DIM.:	SERIAL No.: 2307150916
MFR.: RISE	SUR.: 0.002826m2	Shielding Angle:

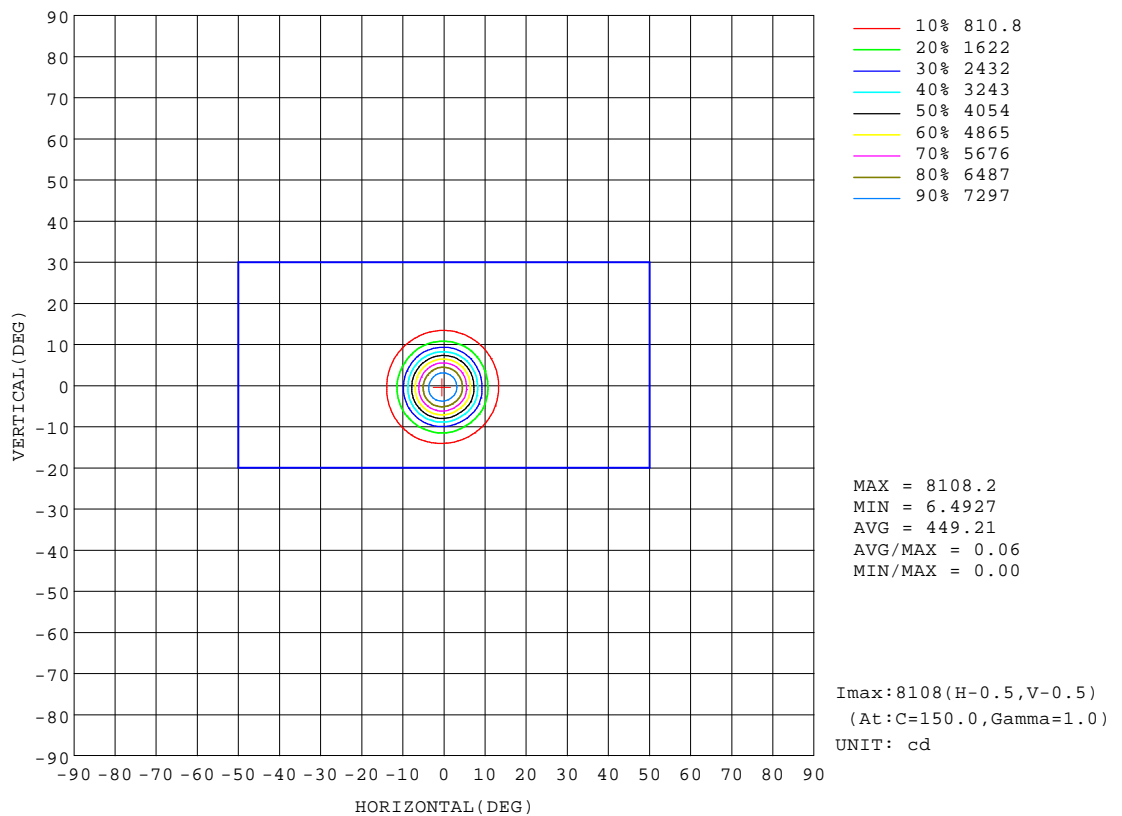
REFLECTANCE										
Ceiling	0.8	0.8	0.8	0.7	0.7	0.7	0.5	0.5	0.5	0
Walls	0.7	0.5	0.3	0.7	0.5	0.3	0.7	0.5	0.3	0
Working plane	0.2	0.2	0.2	0.2	0.2	0.2	0.2	0.2	0.2	0
ROOM INDEX	UTILIZATION FACTORS(PERCENT) $k(RI) \times RCR = 5$									
k = 0.60	34	32	31	34	32	31	34	32	31	29
0.80	37	35	34	37	35	34	36	35	33	32
1.00	38	36	35	38	36	35	38	36	35	33
1.25	40	38	37	39	38	37	39	37	36	35
1.50	41	39	38	40	39	38	40	38	37	36
2.00	42	40	39	41	40	39	40	39	38	36
2.50	42	41	40	42	40	40	40	40	39	37
3.00	43	42	41	42	41	40	41	40	39	37
4.00	44	43	42	43	42	41	41	41	40	38
5.00	44	43	43	43	43	42	42	41	41	38
ROOM INDEX	UF(total)									Direct
According to DIN EN 13032-2 2004			Suspended					SHRNOM = 1.25		

C Range: 0 - 360DEG  
C Interval: 30.0DEG  
Test Speed: HIGH  
Temperature:25.3℃  
Operators:zoe  
Test Date:2023-7-15

Range: 0 - 180DEG  
Interval: 1.0DEG  
Test System:EVERFINE GO-SPEX500\_V1 SYSTEM V2.00.461  
Humidity:65.0%  
Test Distance:3.160m [K=1.0000]  
Remarks: LAMP:BXRE-30H1000-A-83 Ra:97  
LENS:HLTJ00281 HL-52 15R  
DRIVER: RMS-20-500AS 500mA  
30minutes warm-up

## ISOCANDELA DIAGRAM

Test:U:220.09V I:0.0983A P:20.559W PF:0.9470 Freq:49.99Hz Lamp Flux:1877.8x1 lm		
NAME: 2319.201Z-AD3-500	TYPE:	WEIGHT:
SPEC.: 3000K	DIM.:	SERIAL No.: 2307150916
MFR.: RISE	SUR.: 0.002826m2	Shielding Angle:

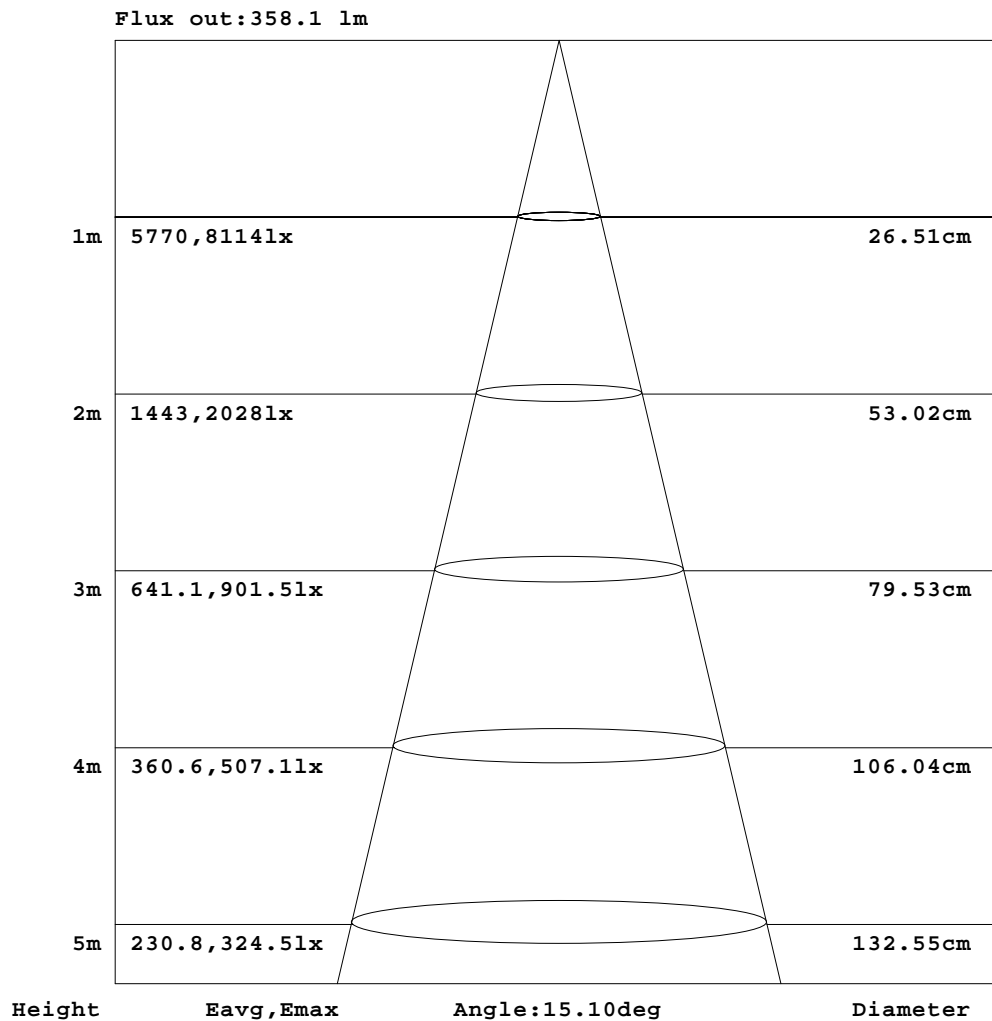


C Range: 0 - 360DEG  
C Interval: 30.0DEG  
Test Speed: HIGH  
Temperature:25.3℃  
Operators:zoe  
Test Date:2023-7-15

Range: 0 - 180DEG  
Interval: 1.0DEG  
Test System:EVERFINE GO-SPEX500\_V1 SYSTEM V2.00.461  
Humidity:65.0%  
Test Distance:3.160m [K=1.0000]  
Remarks: LAMP:BXRE-30H1000-A-83 Ra:97  
LENS:HLTJ00281 HL-52 15R  
DRIVER: RMS-20-500AS 500mA  
30minutes warm-up

## AAI Figure

Test:U:220.09V I:0.0983A P:20.559W PF:0.9470 Freq:49.99Hz Lamp Flux:1877.8x1 lm		
NAME: 2319.201Z-AD3-500	TYPE:	WEIGHT:
SPEC.: 3000K	DIM.:	SERIAL No.: 2307150916
MFR.: RISE	SUR.: 0.002826m2	Shielding Angle:



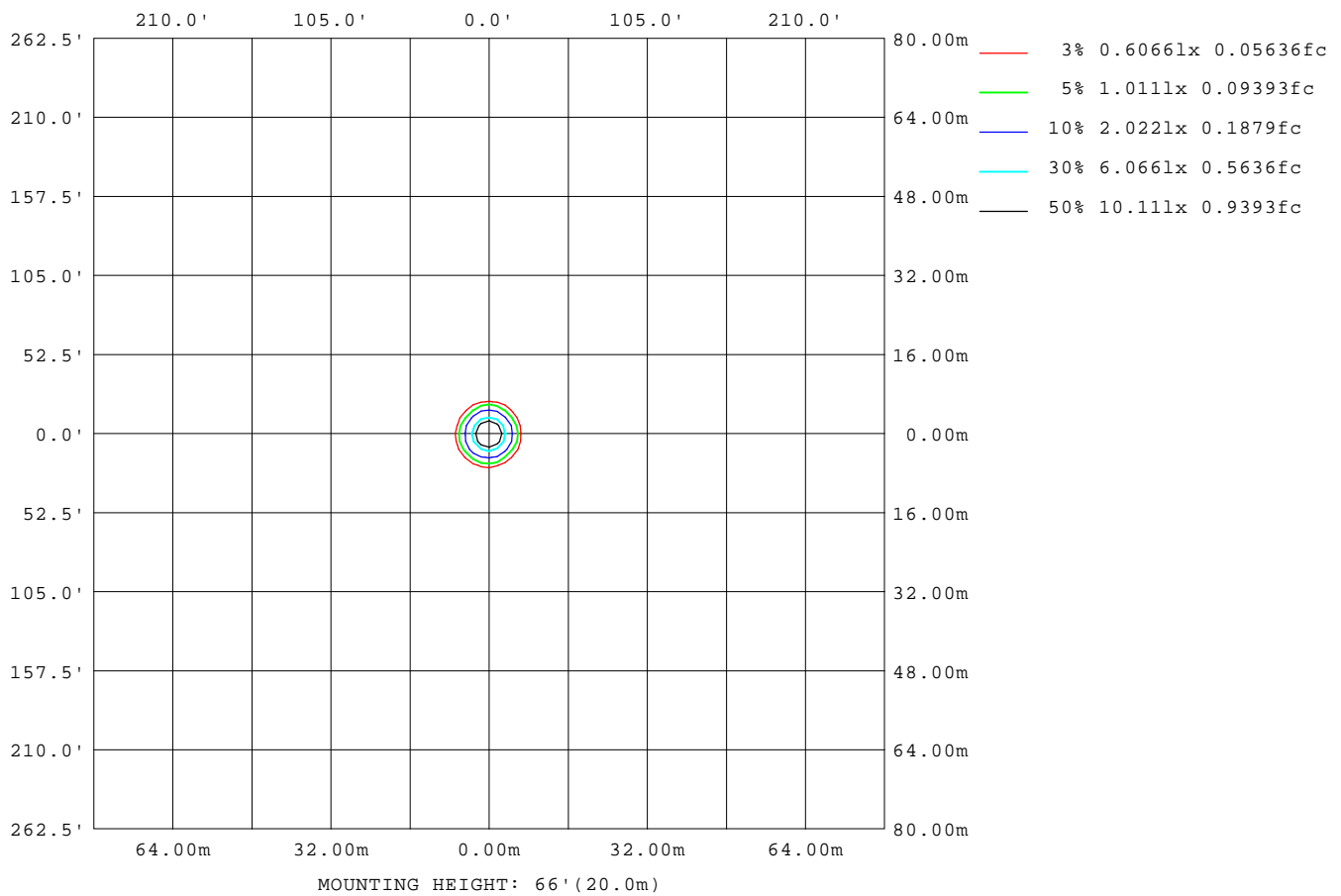
Note:The Curves indicate the illuminated area and the average illumination when the luminaire is at different distance.

C Range: 0 - 360DEG  
C Interval: 30.0DEG  
Test Speed: HIGH  
Temperature:25.3℃  
Operators:zoe  
Test Date:2023-7-15

Range: 0 - 180DEG  
Interval: 1.0DEG  
Test System:EVERFINE GO-SPEX500\_V1 SYSTEM V2.00.461  
Humidity:65.0%  
Test Distance:3.160m [K=1.0000]  
Remarks: LAMP:BXRE-30H1000-A-83 Ra:97  
LENS:HLTJ00281 HL-52 15R  
DRIVER: RMS-20-500AS 500mA  
30minutes warm-up

## ISOLUX DIAGRAM

Test:U:220.09V I:0.0983A P:20.559W PF:0.9470 Freq:49.99Hz Lamp Flux:1877.8x1 lm		
NAME: 2319.201Z-AD3-500	TYPE:	WEIGHT:
SPEC.: 3000K	DIM.:	SERIAL No.: 2307150916
MFR.: RISE	SUR.: 0.002826m2	Shielding Angle:



C Range: 0 - 360DEG  
C Interval: 30.0DEG  
Test Speed: HIGH  
Temperature:25.3℃  
Operators:zoe  
Test Date:2023-7-15

Range: 0 - 180DEG  
Interval: 1.0DEG  
Test System:EVERFINE GO-SPEX500\_V1 SYSTEM V2.00.461  
Humidity:65.0%  
Test Distance:3.160m [K=1.0000]  
Remarks: LAMP:BXRE-30H1000-A-83 Ra:97  
LENS:HLTJ00281 HL-52 15R  
DRIVER: RMS-20-500AS 500mA  
30minutes warm-up

## LED Avg.L Report

Test:U:220.09V I:0.0983A P:20.559W PF:0.9470 Freq:49.99Hz Lamp Flux:1877.8x1 lm		
NAME: 2319.201Z-AD3-500	TYPE:	WEIGHT:
SPEC.: 3000K	DIM.:	SERIAL No.: 2307150916
MFR.: RISE	SUR.: 0.002826m2	Shielding Angle:

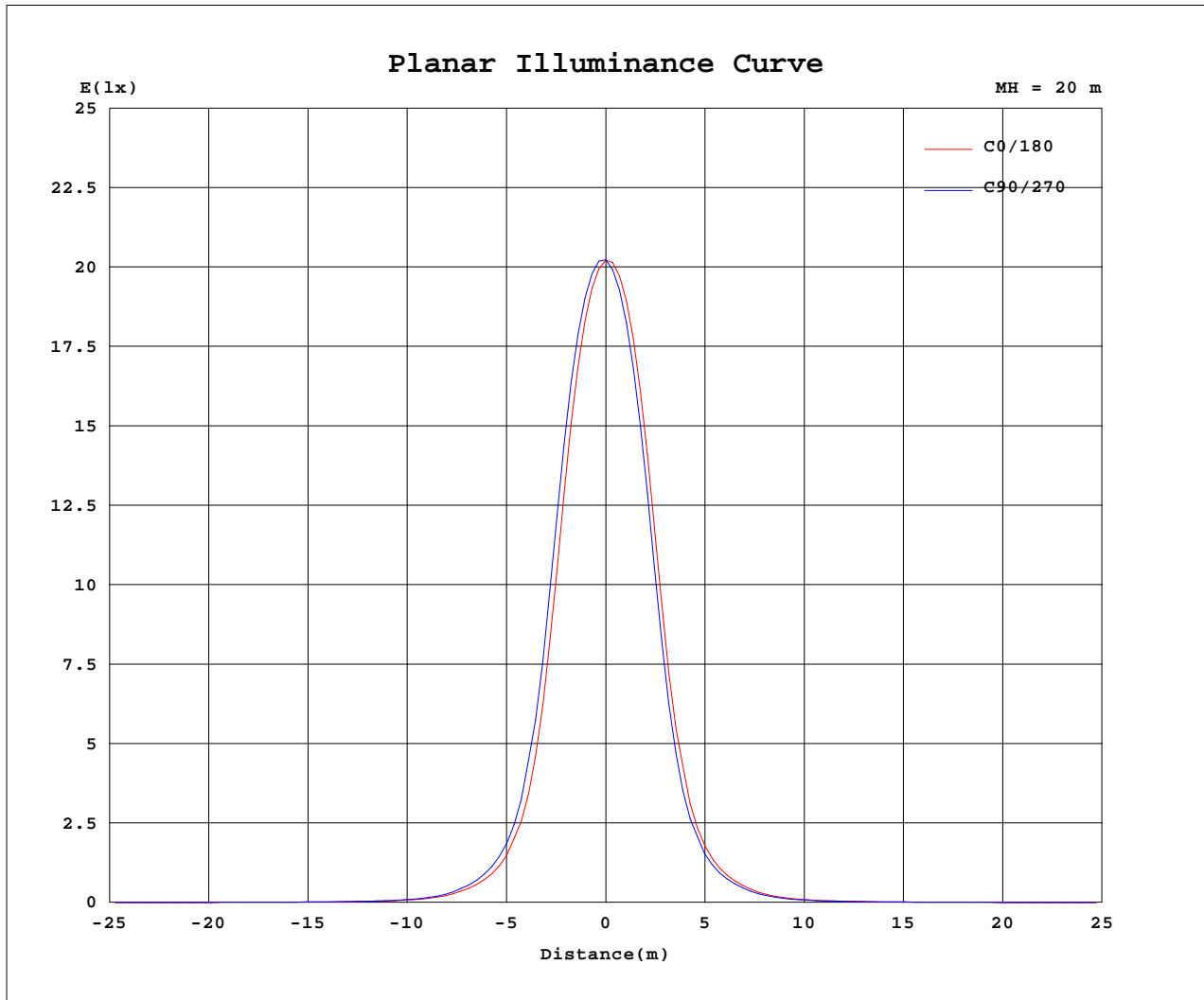
AvgL	cd/m2
L_0~180(65)av	2282
L_0~180(75)av	877
L_0~180(85)av	322
L_90~270(65)av	2242
L_90~270(75)av	826
L_90~270(85)av	277
L_45(65)av	2259
L_45(75)av	842
L_45(85)av	216

Standard: GB/T 29293-2012

C Range: 0 - 360DEG  
C Interval: 30.0DEG  
Test Speed: HIGH  
Temperature:25.3℃  
Operators:zoe  
Test Date:2023-7-15

Range: 0 - 180DEG  
Interval: 1.0DEG  
Test System:EVERFINE GO-SPEX500\_V1 SYSTEM V2.00.461  
Humidity:65.0%  
Test Distance:3.160m [K=1.0000]  
Remarks: LAMP:BXRE-30H1000-A-83 Ra:97  
LENS:HLTJ00281 HL-52 15R  
DRIVER: RMS-20-500AS 500mA  
30minutes warm-up

## Planar Illuminance Curve



C Range: 0 - 360DEG  
 C Interval: 30.0DEG  
 Test Speed: HIGH  
 Temperature: 25.3 °C  
 Operators: zoe  
 Test Date: 2023-7-15

Range: 0 - 180DEG  
 Interval: 1.0DEG  
 Test System: EVERFINE GO-SPEX500\_V1 SYSTEM V2.00.461  
 Humidity: 65.0%  
 Test Distance: 3.160m [K=1.0000]  
 Remarks: LAMP: BXRE-30H1000-A-83 Ra: 97  
 LENS: HLTJ00281 HL-52 15R  
 DRIVER: RMS-20-500AS 500mA  
 30minutes warm-up

## LUMINOUS DISTRIBUTION INTENSITY DATA

Test:U:220.09V I:0.0983A P:20.559W PF:0.9470 Freq:49.99Hz Lamp Flux:1877.8x1 lm		
NAME: 2319.201Z-AD3-500	TYPE:	WEIGHT:
SPEC.: 3000K	DIM.:	SERIAL No.: 2307150916
MFR.: RISE	SUR.: 0.002826m2	Shielding Angle:

Table--1

UNIT: cd

C(DEG) (DEG)	0	30	60	90	120	150	180	210	240	270	300	330						
0	8096	8096	8096	8096	8096	8096	8096	8096	8096	8096	8096	8096						
5	6100	6319	6406	6620	6741	6724	6519	6303	6177	6073	6030	6010						
10	1942	2225	2214	2416	2531	2490	2311	2145	2127	1979	2016	1881						
15	515	554	574	643	675	672	619	565	547	531	526	500						
20	176	185	192	216	225	231	210	185	180	177	176	166						
25	61.1	63.5	64.8	70.1	76.7	76.6	70.7	66.1	64.5	61.2	58.4	57.0						
30	30.1	30.6	31.1	32.5	33.4	33.7	31.9	31.0	30.8	29.7	28.6	28.6						
35	18.2	18.4	18.6	19.3	19.3	19.4	18.7	18.6	18.4	17.8	17.7	17.6						
40	13.2	13.0	13.2	13.5	13.5	13.4	13.2	13.3	12.9	12.7	12.9	12.9						
45	10.6	10.2	10.3	10.7	10.7	10.5	10.3	10.5	10.3	9.94	10.1	10.4						
50	8.79	8.54	8.51	8.83	8.88	8.68	8.38	8.42	8.37	8.15	8.26	8.64						
55	7.30	7.20	7.03	7.28	7.32	7.17	6.89	6.87	6.83	6.68	6.80	7.11						
60	5.65	5.64	5.36	5.45	5.45	5.29	5.10	5.03	5.06	5.02	5.20	5.46						
65	3.03	3.07	2.82	2.86	2.78	2.61	2.42	2.39	2.48	2.50	2.63	2.82						
70	1.37	1.41	1.27	1.31	1.25	1.14	1.07	1.06	1.07	1.08	1.13	1.22						
75	0.71	0.74	0.66	0.65	0.63	0.59	0.57	0.55	0.53	0.56	0.58	0.64						
80	0.33	0.35	0.32	0.29	0.29	0.26	0.27	0.24	0.24	0.23	0.28	0.29						
85	0.09	0.08	0.06	0.08	0.06	0.05	0.07	0.05	0.05	0.06	0.05	0.06						
90	0.00	0.00	0.00	0.00	0.00	0.00	0.00	0.00	0.00	0.00	0.00	0.00						
95	0.00	0.00	0.00	0.00	0.00	0.00	0.00	0.00	0.00	0.00	0.00	0.00						
100	0.00	0.00	0.00	0.00	0.00	0.00	0.00	0.00	0.00	0.00	0.00	0.00						
105	0.00	0.00	0.00	0.00	0.00	0.00	0.00	0.00	0.00	0.00	0.00	0.00						
110	0.00	0.00	0.00	0.00	0.00	0.00	0.00	0.00	0.00	0.00	0.00	0.00						
115	0.00	0.00	0.00	0.00	0.00	0.00	0.00	0.00	0.00	0.00	0.00	0.00						
120	0.00	0.00	0.00	0.00	0.00	0.00	0.00	0.00	0.00	0.00	0.00	0.00						
125	0.00	0.00	0.00	0.00	0.00	0.00	0.00	0.00	0.00	0.00	0.00	0.00						
130	0.00	0.00	0.00	0.00	0.00	0.00	0.00	0.00	0.00	0.00	0.00	0.00						
135	0.00	0.00	0.00	0.00	0.00	0.00	0.00	0.00	0.00	0.00	0.00	0.00						
140	0.00	0.00	0.00	0.00	0.00	0.00	0.00	0.00	0.00	0.00	0.00	0.00						
145	0.00	0.00	0.00	0.00	0.00	0.00	0.00	0.00	0.00	0.00	0.00	0.00						
150	0.00	0.00	0.00	0.00	0.00	0.00	0.00	0.00	0.00	0.00	0.00	0.00						
155	0.00	0.00	0.00	0.00	0.00	0.00	0.00	0.00	0.00	0.00	0.00	0.00						
160	0.00	0.00	0.00	0.00	0.00	0.00	0.00	0.00	0.00	0.00	0.00	0.00						
165	0.00	0.00	0.00	0.00	0.00	0.00	0.00	0.00	0.00	0.00	0.00	0.00						
170	0.00	0.00	0.00	0.00	0.00	0.00	0.00	0.00	0.00	0.00	0.00	0.00						
175	0.00	0.00	0.00	0.00	0.00	0.00	0.00	0.00	0.00	0.00	0.00	0.00						
180	0.00	0.00	0.00	0.00	0.00	0.00	0.00	0.00	0.00	0.00	0.00	0.00						

C Range: 0 - 360DEG  
C Interval: 30.0DEG  
Test Speed: HIGH  
Temperature:25.3℃  
Operators:zoe  
Test Date:2023-7-15

Range: 0 - 180DEG  
Interval: 1.0DEG  
Test System:EVERFINE GO-SPEX500\_V1 SYSTEM V2.00.461  
Humidity:65.0%  
Test Distance:3.160m [K=1.0000]  
Remarks: LAMP:BXRE-30H1000-A-83 Ra:97  
LENS:HLTJ00281 HL-52 15R  
DRIVER: RMS-20-500AS 500mA  
30minutes warm-up